

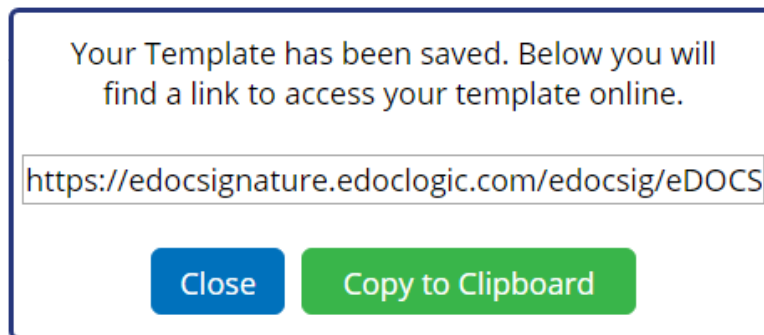


## Tech Tip #34: The Power of Templates in eDOCSignature

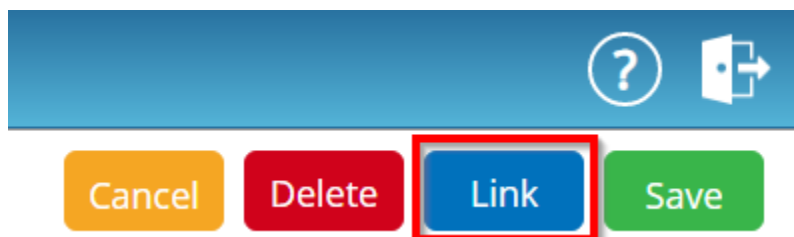
Templates are a powerful feature within eDOCSignature. Have you taken advantage of using the link provided when you create a template?

***\*\*These settings and features may not be available for all clients. If you do not see them, please contact your solution provider.\*\****

When you create a new template, you are provided with an opportunity to copy a web link to the Template.



You can also find access to the link by clicking the **Link** button from the Edit Template Page:



You can use this link for any number of purposes. Want to provide your members with a loan application form on your web site? How about a question to your

members? When you place the link to the form directly on your site, members can fill out the form without your intervention. Now *that's* self-service!

When a member clicks the link, they are first presented with a Captcha Check and confirmation of their name and email address for signing purposes:


Captcha Check	Signer
Please enter the text from the image:	Please enter the information for Signer:
<input type="text" value="xumufm"/> <input type="text" value="Text from Captcha"/>	Name <input type="text" value="Scott Grant"/>
<input type="button" value="Next"/>	Email <input type="text" value="sgrant@edologic.com"/>
	* Required <input type="button" value="Next"/>

Once the member has signed, you will receive notice of a completed form that you will then be able to download.

Voilà, you now have their signed form ready. Pretty cool!

2013/09/05 10:00:00 AM  
C:\Users\scott\Documents\Winter in Vermont.docx

## Winter in Vermont



Are you ready?  
Yes  No

Sign Here: x Scott Grant